



LUMINA STONE

THE NEW QUARTZ ERA

The Enlightenment is the philosophical, political, literary and scientific movement that developed in Europe and its colonies throughout the 18th Century, giving rise to the **Century of Light**. It represented an important cultural modernization as a result of the progress and diffusion of the new Ideas and new scientific knowledge, which led to the attempt to transform the outmoded structures of the Old Regime.

LUMINA is the Latin word to describe the LIGHT, origin of knowledge and of great historical movements.
LUMINA STONE was born with the intention of illuminating the interior design and decoration industry with unique and surprising proposals.

It's not easy to circumscribe the LUMINA universe within a definition. A world made up of sensations, traditions, culture and a Mediterranean nature.

LUMINA STONE features the utility of the progress and technology, guided by spirit of the Century of Light, to contribute to the well-being of society. With a remarkably versatile four collections, LUMINA STONE is a journey from myth to reality, from legend to clarity.



LUMINA STONE
THE NEW QUARTZ ERA

4	NEO Collection
14	OPTICKS Collection
20	VERITAS Collection
24	VOLTAIRE Collection
32	Colour Ensemble
34	NEOS Technology
36	Lumina specifications

NEO Collection

In 1752, two notable European thinkers, Diderot and d'Alembert, launched the first volume of a work that would point to an era: the Encyclopédie, a tremendously ambitious work, considered an engine of intellectual power and progress. Diderot remarked that *"only passions, great passions can elevate the soul to great things"*, because the perfection of things depend on oneself and the willingness to be passionate on what is pursued.

This way, relevant writers, scientists or philosophers, known as Encyclopedists, wanted to participate. They believed that a man well informed was already a new man, and that evil was nothing more than a consequence of ignorance.

They fought for the maximum diffusion of these ideas. Articles of the Encyclopédie were spread in newspapers and gazettes and also were much discussed in the gatherings or halls. Actions that opened the doors of the Neoclassicism, better known popularly as NEO.

NEO by LUMINA STONE brings the style, luxury and sobriety of those unique designs capable of drawing attention in every space where it is through a unique composition of colours, and an incomparable quality.



Calacatta Gold 3019



DESCRIPTION

Exclusive white quartz with gorgeous deep grey veining and occasional gold highlights. Calacatta Gold gathering the fascination of a classical material with a contemporary perspective give dynamism and grandeur to any space.

Calacatta is a classic look for residential and commercial applications, like its use as elegant floor tiles, countertops and backsplashes.

Finish ☒ S-TECH ☐ POLISHED

Thicknesses 20mm | 30mm

Sizes 3000x1400mm | 3200x1600mm

DESCRIPTION

A colour of white marble hard to forget, with a deep and elegant pattern, based on fine nerves, accompanied by small and spontaneous grey veins on a subtle pure white background.

A great personality, which allows creating unique spaces, which will persist in everyone's memory.

POLISHED ☐ Finish

20mm | 30mm Thicknesses

3000x1400mm | 3200x1600mm Sizes

8416 **White Swan**



DESCRIPTION

Statuario Light is a more exclusive stone with distinct grey and gold veining throughout and a striking, bold pattern. The archetype of classicality, this material was particularly used for statues as early as ancient times. Its unrivalled ivory-white hue with solemn grey veins running through it makes it a material boasting everlasting elegance.

Statuario Light is an ideal stone for indoor applications such as kitchen countertops and backsplashes, bathroom vanities, and floor tiles. Should not be used for exterior applications.

Finish ☐ POLISHED

Thicknesses 20mm | 30mm

Sizes 3000x1400mm | 3200x1600mm

DESCRIPTION

This quartz textured wallcovering brings old-aged charm to walls with rich antiquated details and fresh natural hues. Brings depth and intrigue to any space.

POLISHED ☐ Finish

20mm | 30mm Thicknesses

3000x1400mm | 3200x1600mm Sizes

8418 **Sofia Ivory**



Super White Marble 8412



DESCRIPTION

Super White Marble is a dramatic white and grey quartz offering sweeping dramatic veins.

This natural stone is the perfect choice to create elegant marble countertops, stunning kitchen waterfall islands, breathtaking marble tile floors, and other features throughout the property.

Finish ☒ S-TECH

Thicknesses 20mm | 30mm

Sizes 3000x1400mm | 3200x1600mm

DESCRIPTION

Simplicity and balance well chosen, perfect for minimalist environments but with character. A compact clear background, only broken by some small dark shades.

The purest essence, guarantee of a fascinating, enigmatic and infinite appearance.

POLISHED ☐ Finish

20mm | 30mm Thicknesses

3000x1400mm | 3200x1600mm Sizes

9016 **Isabelline**



Carrara Unique 3018



DESCRIPTION

A design that transports us to one of the most glorious eras of humanity. Perfectly mimicking the natural movement of marble with its subtle, random veining on a luminous white background.

A jewel aimed at dressing all kinds of spaces.

Finish ☐ POLISHED

Thicknesses 20mm | 30mm

Sizes 3000x1400mm | 3200x1600mm

DESCRIPTION

The sobriety and elegance of this dark grey base, sprinkled with tiny lighter particles, create a unique and refined composition. A pattern that reveals subtle and faint veins as a cracked texture, as if it were an authentic volcanic surface.

A classic stone that thanks to modern technologies revives in time.

S-TECH ☒ Finish

20mm | 30mm Thicknesses

3000x1400mm | 3200x1600mm Sizes

8227 Basalt



Silver Birch 8029



DESCRIPTION

Delicate white fine veins run diagonally through a pearly and grainy surface, of different grey tones, generating a subtle design with many possibilities.

Featuring a smooth velvety texture that can be seen and felt, this pleasantly neutral quartz adds interest and detail to your space.

Finish ☐ POLISHED

Thicknesses 20mm | 30mm

Sizes 3000x1400mm | 3200x1600mm

DESCRIPTION

Pietra Grey has a radiant richness accented by a network of fine intertwined nerves, stand out on a dark base, full of small shades in different shades of grey. A material with a vocation to be unique, one that differentiates itself from others thanks to the elegance of its purest, most primitive essence. It offers a uniform compact sensation that guarantees an infinite, mysterious and attractive perspective in Zen or oriental styles; shows its strong personal character in the most prominent minimalist ambiances; or its spacious and luminous nature that works perfectly in other styles such as a loft environment and even in bold ones such as a vintage setting.

POLISHED ☐ Finish

20mm | 30mm Thicknesses

3000x1400mm | 3200x1600mm Sizes

8228 Pietra Grey



Soapstone 8185



DESCRIPTION

The leathered finish and subtle texture belie the visual strength of this concentrated, ash coloured aesthetic.

His pattern, with continuous but slanted details, gives him a level of realism capable of dazzling anyone.

Finish ☒ S-TECH

Thicknesses 20mm | 30mm

Sizes 3000x1400mm | 3200x1600mm



*SOAPSTONE Environment






OPTICKS Collection

In 1704, Newton, one of the greatest genius in the history of science, wrote his most important work on optics, OPTICKS, in which he expounded his earlier theories and the corpuscular nature of light, as well as a detailed study of phenomena such as refraction, reflection and light scattering. Newton said live your *"life as an exclamation, rather than an explanation"*, referring to people who are light beaters to the world, those who empower themselves and the others around them, as he did to discover the truth.

OPTICKS is the new impulse of LUMINA STONE to the neutral and elegant spaces of not only a home but the place where dreams and desires come true, where everything is authentic.



Super White 1001



DESCRIPTION

The purity of the white and its luminosity summarise this model. The most ethereal colour, for lovers of perfection and purity, exemplified in the purest minimalism. Nothing distracts or interrupts the composition, and everything is at the expense of the elements with which you combine them.

Elegant, clean, positive, versatile, ... all the characteristics that define this colour, without nuances or irregularities. A perfect canvas to inspire all your senses.

Finish ☐ POLISHED

Thicknesses 12mm* | 20mm | 30mm
Sizes 3000x1400mm | 3200x1600mm

*Only available in 3000x1400mm slab size

DESCRIPTION

White Sand is a crisp, white quartz with consistent clear speckles throughout. Its clean, versatile look makes White Sand a versatile option for a variety of installations.

A pattern of always, optimized now to win in beauty and elegance.

POLISHED ☐ Finish


12mm* | 20mm | 30mm Thicknesses
3000x1400mm | 3200x1600mm Sizes

*Only available in 3000x1400mm slab size

2008 **White Sand**



Arctic White 1011



DESCRIPTION

Inspired by the whiteness and luminosity of ice.

Arctic White Quartz is a solid bright white slab with no pattern or veins which captures the charm of white polished cement, making it perfect for creating a clean canvas with endless design possibilities.

Finish ☐ POLISHED

Thicknesses 12mm* | 20mm | 30mm
Sizes 3000x1400mm | 3200x1600mm

*Only available in 3000x1400mm slab size

DESCRIPTION

Cement encapsulates the look and feel of fine concrete with a warm grey base and is the perfect solution for those looking to create that modern industrial look, but with the durability and ease of maintenance that Lumina Stone quartz surfaces are renowned for.

POLISHED ☐ Finish

12mm* | 20mm | 30mm Thicknesses
3000x1400mm | 3200x1600mm Sizes

*Only available in 3000x1400mm slab size

1127 **Cement**



Moon 1017



DESCRIPTION

Moon is reflected in a beautiful white surface defined by fine, delicate grain that evokes the paradisiacal beaches of clear sand and crystal clear waters. Luminosity dotted with delicate specks that add depth and texture to the surface.

A versatile and practical design, subtly treated, and with the power and soul that characterizes the most essential colour of all.

Finish ☐ POLISHED

Thicknesses 12mm* | 20mm | 30mm
Sizes 3000x1400mm | 3200x1600mm

*Only available in 3000x1400mm slab size

DESCRIPTION

This design gives a new meaning to the usual grey, with an unalterable beauty and a strong personality. Dark and warm grey, uniformly sprinkled by a black granulate, which gives it a feeling of solidity characteristic of natural stone.

Small and improvised white crystals play with reflected light, evoking those mines where precious minerals were extracted.

POLISHED ☐ Finish

12mm* | 20mm | 30mm Thicknesses
3000x1400mm | 3200x1600mm Sizes

*Only available in 3000x1400mm slab size

1121 **Slate Grey**





VERITAS Collection

The Century of Light, LUMINA, defends the idea of natural goodness of man and his infinite capacity to be happy, in opposition to dogmatic and authoritarian impositions. It demands absolute freedom of conscience and expression. It professes the Catholic faith but gives more importance to the natural right than to the divine. It seeks the freedom of all human beings and above all pursues the search for the truth, the VERITAS. As Jean-Jacques Rousseau said *"there is always an open book for all eyes: nature"*.

In this way, VERITAS, offers all its splendour in a real, free, natural and manifest way. It is an authentic colour, without traps that comes to reveal the true personality of who shares it in his home with those who wish to delight in him and with him.



Metallic Grey 6122




DESCRIPTION

Cement structure, with a base in which different greys are fused, flooded by tenuous dark traces, which take greater prominence in their lighter areas.

A surface that pretends with great success to have seen the passing of time, but which in turn is postulated as an ideal material to bring modernity to the spaces where it is applied.

All a jewel that escapes the canons established so far.

Finish  S-TECH

Thicknesses 20mm | 30mm
Sizes 3000x1400mm | 3200x1600mm

Rustic Brown 6062



DESCRIPTION


Completely current pattern, whose composition alludes some reminiscence to the strength and naturalness of an oxidized material. Very adored by architects and interior designers, it becomes a true caprice in decoration. Its irregularity and depth are an esthetic potential, which adapts perfectly to the new contemporary canons.

A magical game of brown and other tones, merge to give a product capable of giving great personality to any environment.

Finish  S-TECH


Thicknesses 20mm | 30mm
Sizes 3000x1400mm | 3200x1600mm

Starry Night 9071




DESCRIPTION

In fluid mechanics, turbulent flow is called the movement of a fluid that occurs in a chaotic form, in which the particles move disorderly and the trajectories of the particles are forming small periodic (non-coordinated) eddies such as water in a channel of great slope. In this way Van Gogh painted most of his works, using an indecipherable mathematical theorem, and where it is most evident is in his great masterpiece "Starry Night". It is a tribute from LUMINA to one of the most representative artists of all times. Starry Night reproduces the colours and some of the flows of the original work, and will create an environment that will not leave anyone indifferent.

Finish  POLISHED

Thicknesses 20mm | 30mm
Sizes 3000x1400mm | 3200x1600mm



VOLTAIRE Collection

A man ahead of his times, he represented one of the best examples of the illustrated spirit. His prose, always revolutionary, clear, critic and incisive, is a valuable philosophical legacy that we today have due to his strong defence of tolerance and freedom. *"I disapprove of what you say, but I will defend to the death your right to say it"*, he said once to a man whom he did not agree. He was characterised by rejecting pomposity, selecting for his texts a simple and ironic language as the main way to show how much he was able to transmit.

LUMINA STONE discovers VOLTAIRE collection inspired by the innovative, travelling and cosmopolitan character of this great figure, with a range of cheerful and energetic colours that will transform any environment into a new, fresh and revealing space.



Luna Light 6029



DESCRIPTION

The most luminous version of this collection. Composition that inspires a mixture between natural stone and lunar surface, thanks to a magical game between pearl grey shades and darker shades, which give the whole look worn.

A background with subtle changes of tone, and a very volatile veining, make it spectacularly elegant, and capable of making everything around it shine.

A gift for the senses, which turns any environment into a high-class space.

Finish	S-TECH
Thicknesses	20mm 30mm
Sizes	3000x1400mm 3200x1600mm

DESCRIPTION

Uniformity and warmth characterize this pattern, and make it a star material in interior design. Its earth colour is a trend in decoration, combined with all kinds of tonalities, from white to any other striking colour.

The granulometry of its surface gives it a velvety look, and its neutral tone allows it to be an immune design against the passage of years and fashions.

S-TECH	Finish
20mm 30mm	Thicknesses
3000x1400mm 3200x1600mm	Sizes

8134 **Coral Sandy**



Coral Light 6013



DESCRIPTION

Design based on a short spectrum of shades of grey, delicately mixed and flooded by a constellation of small, lighter crystals.

A composition with a strong hypnotising power, thanks to a subtle and dazzling design, which will undoubtedly set trends for those environments that seek that fine elegance that evokes the most discrete beauty.

Finish	S-TECH
Thicknesses	20mm 30mm
Sizes	3000x1400mm 3200x1600mm

DESCRIPTION

Dynamic texture, which merges with the neutrality of the grey colour. A colour that combines with any lifestyle, and environment. The fusion of waters in lighter shades, with discrete shades darker somewhat, provide an elegant appearance, which stands out for its great subtlety.

A pattern where neutral tones prevail, inexorable over time, creating an evocative surface and a magnificent material.

S-TECH	Finish
20mm 30mm	Thicknesses
3000x1400mm 3200x1600mm	Sizes

6037 **Coral Ash**



Rocca 8133



DESCRIPTION

Spectacular earth colour with brushstrokes that remind of a real travertine stone.

Its marked design seeks to achieve reliefs of great dynamism and effects of rustic appearance that turn each place into a game of cosy elegance and contemporary connotations.

Finish	S-TECH
Thicknesses	20mm 30mm
Sizes	3000x1400mm 3200x1600mm

DESCRIPTION

The grey take over the decorative palette in its most subtle and discrete range. A pattern that evokes concrete surfaces, highly combinable in all kinds of spaces. Its fine granules, and the subtle and almost evaporated darker splashes, give it that depth of texture, typical of polished cement.

Synonymous with aesthetic order and sobriety, comes with the intention of providing a rational touch in the decoration.

S-TECH	Finish
20mm 30mm	Thicknesses
3000x1400mm 3200x1600mm	Sizes

6026 **Luna Ash**



Coral Grafite 6039



DESCRIPTION

Soul of cement, where a range of warm greys are fused with a darker granulate, which is sprinkled with almost imperceptible crystals. A strong industrial character, appropriate for contemporary spaces, which can also bet on the mix of styles.

An unmistakable style of great visual power that mixes elegance and originality at the same time.

Finish	S-TECH
Thicknesses	20mm 30mm
Sizes	3000x1400mm 3200x1600mm

Coral Seal 6036



DESCRIPTION

A grey steel base full of timeless appeal. Its pattern in dark tones, makes it inspire a mixture between stone and cement, which gives a totally contemporary role to the product. Its composition seems formed with the passage of thousands of years, like those seabeds of volcanic rock, in which millions of tiny crystals have been merging with lava and ash to generate forms of great natural beauty.

Finish	S-TECH
Thicknesses	20mm 30mm
Sizes	3000x1400mm 3200x1600mm

Luna Seal 6028



DESCRIPTION

The grey displays its greatest strength in this model, perfect for environments where the contrast reigns.

A thin and uninterrupted clear on all its surface, with black shades that protrude very subtly, give a sandy texture to the whole.

Its nobility invites to unfold it in minimalist and classic environments.

Finish	S-TECH
Thicknesses	20mm 30mm
Sizes	3000x1400mm 3200x1600mm

6033 **Coral Flax**



DESCRIPTION

Coral Flax stone is noted for its exotic and distinctive texture.

This highly durable quartz stone is a visual and tactile reminder of the earth's history.

S-TECH	Finish
20mm 30mm	Thicknesses
3000x1400mm 3200x1600mm	Sizes





NEO Collection

LUXURY and
SOBRIETY



Calacatta Gold
3019



Statuario Light
3113



Super White Marble
8412



White Swan
8416



Sofia Ivory
8418



Isabelline
9016



Carrara Unique
3018



Silver Birch
8029



Soapstone
8185



Basalt
8227



Pietra Grey
8228

VERITAS Collection


SPLENDOR and
PERSONALITY




Metallic Grey
6122



Rustic Brown
6062



Starry Night
9071



Super White
1001



Arctic White
1011



Moon
1017



White Sand
2008



Cement
1127



Slate Grey
1121

OPTICKS Collection

ELEGANCE and
AUTHENTICITY



Luna Light
6029



Coral Light
6013



Rocca
8133



Coral Sandy
8134



Coral Ash
6037



Luna Ash
6026

VOLTAIRE Collection

ENERGIC and
INNOVATIVE



Coral Grafite
6039



Coral Seal
6036



Luna Seal
6028



Coral Flax
6033

neos

Nano Enhancement of Surfaces (NEOS), is a new high-performance stain and substance repellent technology developed for Lumina Stone surfaces. Invisible to the naked eye, NEOS has been scientifically formulated to produce a hybrid protectant with physical characteristics that resists staining, keeps surfaces clean and guards against everyday wear and tear. With the application of NEOS, Lumina Stone is safely protected from most common household chemicals.

This is due to the chemical stability of NEOS which resists ranges between pH1 and pH13, making it the only protectant resistant to a broad range of chemicals.

NEOS, Nano Enhancement of Surfaces, an innovative high-performance stain and substance repellent technology, projects Lumina Stone as the only surface that keeps clean and requires minimal maintenance. This protective treatment, with 0,01% of water absorption, resists staining, and crucially, repels a broad range of chemicals, from pH1 to pH13, becoming in the most durable product in the sector, secured from acid corrosion.

Lumina Stone is the only brand offering customers a Lifetime Stain Warranty. This makes Lumina Stone the most durable product in the industry.

NEOS FEATURES



Stain
Resistant



Chemical
Resistant



Abrasion
Resistant



Durable



Food Safe



Easy
Maintenance



Lifetime
Guarantee

LUMINA STONE is internationally certified to ensure maximum safety and protection.

Such certificates offer consumers the assurance that LUMINA STONE is a safe, top-quality material. Our certificates offer a 100% guarantee.

NSF

LUMINA STONE was evaluated and certified by NSF International as a safe material for direct food contact. This gives the assurance of maximum safety and protection to our customers and final consumers.



CE

CE stands for Conformance Européenne, the French phrase for European Conformity. It is a standard that applies to a wide range of objects created and sold in the nation belonging to the European Union. CE certification is designed to protect EU consumers by regulating products to reduce possible dangers to people and the environment.



GREENGUARD

The GREENGUARD Indoor Air Quality Certification Program identifies low-emitting materials, finishes and materials with low indoor environments. Performance-based, field-validated standards are used to define products and materials with low chemical and particle emissions for indoor use. Products are required to be tested annually for more than 10,000 individual volatile organic compounds (VOCs).



GREENGUARD CHILDREN & SCHOOLS SM

Certification program was developed by evaluating chemical sensitivities of children along with unique building characteristics of schools. It presents the most stringent product emissions criteria to date for low-emitting materials.



15 YEARS WARRANTY

It is essential for us to ensure that LUMINA STONE retains its functionality, its beauty, its strength...for years. Therefore, we pledge to 15 years warranty. Because your tranquility is our priority. We fully support our products, and we are always at your service to answer questions, solve problems and make sure you get the maximum satisfaction of our products LUMINA STONE.



ORTHODOX UNION KOSHER

The Hebrew word kosher (kosher in English), means 'proper or acceptable'. Kosher certification becomes an application which benefits consumers all over the world. It is a powerful certification in the areas of food production and contact. LUMINA STONE achieved this test and promise to provide safe products to our customers.



Quartz is one of the nature's hardest minerals. Our surfaces are composed of up to 93% quartz, and are therefore designed to last.

In a unique LUMINA STONE process, we take the innate strength of quartz and combine it with numerous polymers and dyes of pigments. The result: A range of durable and beautiful quartz surfaces in a wide variety of colors and finishes.



100%
engineered
Stone



Shock
Resistant



Non
Porous



Stain
Resistant



Easy to
Clean




Scratch
Resistant



Low
Maintenance



Everlasting
Sheen



LUMINA STONE

THE NEW QUARTZ ERA



LUMINA STONE

info@luminastone.com.au

www.LuminaStone.com.au